



LMP 308

Separable Stainless Steel Probe

Stainless Steel Sensor

accuracy according to IEC 60770:
standard: 0.35 % FSO
option: 0.25 % FSO / 0.1 % FSO

Nominal pressure

from 0 ... 1 mH₂O up to 0 ... 250 mH₂O

Output signals

2-wire: 4 ... 20 mA
others on request

Special characteristics

- ▶ diameter 35 mm
- ▶ cable and sensor section separable
- ▶ excellent accuracy
- ▶ excellent long term stability

Optional versions

- ▶ IS-version zone 0
- ▶ SIL 2 (Safety Integrity Level)
- ▶ cable protection via corrugated pipe
- ▶ mounting accessories as cable gland and terminal clamp of stainless steel
- ▶ different kinds of cables
- ▶ different kinds of seal materials

The separable stainless steel probe LMP 308 is designed for the continually level measurement of water and thin fluids.

In order to facilitate stock-keeping and maintenance the transmitter head is plugged to the cable assembly with a connector and can be changed easily.

Preferred areas of use are

Water / filtrated sewage



ground water level measurement
level measurement in wells and open waters
rain spillway basin
level measurement in container
water treatment plants
water recycling



LMP 308

Stainless Steel Probe

Technical Data

Input pressure range														
Nominal pressure gauge	[bar]	0.10	0.16	0.25	0.40	0.60	1	1.6	2.5	4	6	10	16	25
Level	[mH ₂ O]	1	1.6	2.5	4	6	10	16	25	40	60	100	160	250
Overpressure	[bar]	0.5	1	1	2	5	5	10	10	20	40	40	80	80
Burst pressure	[bar]	1.5	1.5	1.5	3	7.5	7.5	15	15	25	50	50	120	120
Output signal / Supply														
Standard		2-wire: 4 ... 20 mA / V _S = 8 ... 32 V _{DC}						SIL-version: V _S = 14 ... 28 V _{DC}						
Option IS-protection		2-wire: 4 ... 20 mA / V _S = 10 ... 28 V _{DC}						SIL-version: V _S = 14 ... 28 V _{DC}						
Performance														
Accuracy ¹		standard: nominal pressure < 0.4 bar: ≤ ± 0.5 % FSO nominal pressure ≥ 0.4 bar: ≤ ± 0.35 % FSO												
		option 1: nominal pressure ≥ 0.4 bar: ≤ ± 0.25 % FSO												
		option 2: for all nominal pressures: ≤ ± 0.1 % FSO												
Permissible load		R _{max} = [(V _S - V _{S min}) / 0.02 A] Ω												
Influence effects		supply: 0.05 % FSO / 10 V load: 0.05 % FSO / kΩ												
Long term stability		≤ ± 0.1 % FSO / year at reference conditions												
Response time		< 10 msec												
¹ accuracy according to IEC 60770 – limit point adjustment (non-linearity, hysteresis, repeatability)														
Thermal effects (Offset and Span)														
Nominal pressure P _N	[bar]	< 0.40						≥ 0.40						
Tolerance band	[% FSO]	≤ ± 1						≤ ± 0.75						
in compensated range	[°C]	0 ... 70												
Permissible temperatures														
Permissible temperatures		medium: -20 ... 70 °C						storage: -25 ... 70 °C						
Electrical protection ²														
Short-circuit protection		permanent												
Reverse polarity protection		no damage, but also no function												
Electromagnetic compatibility		emission and immunity according to EN 61326												
² additional external overvoltage protection unit in terminal box KL 1 or KL 2 with atmospheric pressure reference available on request														
Electrical connection														
Cable with sheath material ³		PVC (-5 ... 70 °C) grey PUR (-20 ... 70 °C) black FEP ⁴ (-20 ... 70 °C) black others on request												
³ cable with integrated air tube for atmospheric pressure reference														
⁴ do not use freely suspended probes with an FEP cable if effects due to highly charging processes are expected														
Materials (media wetted)														
Housing		stainless steel 1.4404 (316L)												
Seals		FKM EPDM others on request												
Diaphragm		stainless steel 1.4435 (316L)												
Protection cap		POM												
Explosion protection														
Approvals		IBExU 10 ATEX 1068 X / IECEx IBE 12.0027X												
DX19-LMP 308		zone 0: II 1G Ex ia IIC T4 Ga zone 20: II 1D Ex ia IIIC T 85°C Da												
Safety technical maximum values		U _i = 28 V, I _i = 93 mA, P _i = 660 mW, C _i ≈ 0nF, L _i ≈ 0μH, the supply connections have an inner capacity of max. 27 nF to the housing												
Ambient temperature range		in zone 0: -20 ... 60 °C with p _{atm} 0.8 bar up to 1.1 bar in zone 1 or higher: -20 ... 70 °C												
Connecting cables (by factory)		cable capacitance: signal line/shield also signal line/signal line: 160 pF/m cable inductance: signal line/shield also signal line/signal line: μH/m												
Miscellaneous														
Option SIL ⁵ 2 application		according to IEC 61508 / IEC 61511												
Current consumption		signal output current: max. 25 mA												
Weight		approx. 250 g (without cable)												
Ingress protection		IP 68												
CE-conformity		EMC Directive: 2014/30/EU												
ATEX Directive		2014/34/EU												
⁵ not in combination with the accuracy 0.1%														

LMP 308

Stainless Steel Probe

Technical Data

Wiring diagram

2-wire-system (current)

connector

Pin configuration

Electrical connection	Binder series 723 ⁶ (5-pin)	cable colours (IEC 60757)
Supply +	3	wh (white)
Supply -	1	bn (brown)
Shield	5	gnye (green-yellow)

⁶ in separated version

Dimensions (in mm)

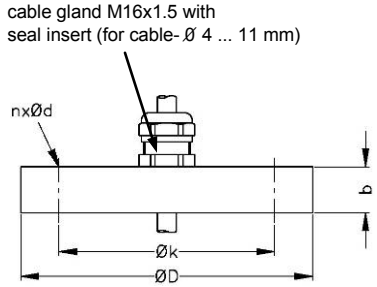
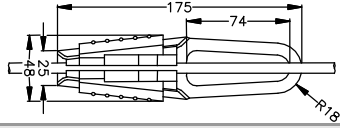

standard

option

separated version

version with
corrugated pipe

⊕ Total length of devices with accuracy 0.1 % FSO IEC 60770 increases by 16 mm!
(standard, Ex-protection and SIL-version)

Mounting flange with cable gland	
Technical data	
Suitable for	all probes
Flange material	stainless steel 1.4404 (316L)
Material of cable gland	standard: brass, nickel plated on request: stainless steel 1.4305 (303); plastic
Seal insert	material: TPE (ingress protection IP 68)
Hole pattern	according to DIN 2507
Version	Size (in mm)
DN25 / PN40	D = 115, k = 85, b = 18, n = 4, d = 14
DN50 / PN40	D = 165, k = 125, b = 20, n = 4, d = 18
DN80 / PN16	D = 200, k = 160, b = 20, n = 8, d = 18
	Weight
DN25 / PN40	1.4 kg
DN50 / PN40	3.2 kg
DN80 / PN16	4.8 kg
Ordering type	
DN25 / PN40 with cable gland brass, nickel plated	ZMF2540
DN50 / PN40 with cable gland brass, nickel plated	ZMF5040
DN80 / PN16 with cable gland brass, nickel plated	ZMF8016
Terminal clamp	
Technical data	
Suitable for	all probes with cable \varnothing 5.5 ... 10.5 mm
Material	standard: steel, zinc plated optionally: stainless steel 1.4301 (304)
Weight	approx. 160 g
Ordering type	
Terminal clamp, steel, zinc plated	Z100528
Terminal clamp, stainless steel 1.4301 (304)	Z100527
Display program	
<p>CIT 200 Process display with LED display</p> <p>CIT 250 Process display with LED display and contacts</p> <p>CIT 300 Process display with LED display, contacts and analogue output</p> <p>CIT 350 Process display with LED display, bargraph, contacts and analogue output</p> <p>CIT 400 Process display with LED display, contacts, analogue output and Ex-approval</p> <p>CIT 600 Multichannel process display with graphics-capable LC display</p> <p>CIT 650 Multichannel process display with graphics-capable LC display and datalogger</p> <p>CIT 700 Multichannel process display with graphics-capable TFT monitor, touchscreen and contacts</p> <p>PA 440 Field display with 4-digit LC display</p> <p>For further information please contact our sales department or visit our homepage: http://www.bdsensors.com</p>	
<p>cable gland M16x1.5 with seal insert (for cable- \varnothing 4 ... 11 mm)</p>   	

Ordering code LMP 308

LMP 308

□ □ □ - □ □ □ □ - □ - □ - □ - □ - □ - □ □ □ - □ □ □ - □ □ □

Pressure										
	in bar	4	4	0						
	in mH ₂ O	4	4	1						
Input										
	[mH ₂ O]									
	[bar]									
	1.0	0.10			1	0	0			
	1.6	0.16			1	6	0			
	2.5	0.25			2	5	0			
	4.0	0.40			4	0	0			
	6.0	0.60			6	0	0			
	10	1.0			1	0	1			
	16	1.6			1	6	1			
	25	2.5			2	5	1			
	40	4.0			4	0	1			
	60	6.0			6	0	1			
	100	10			1	0	2			
	160	16			1	6	2			
	250	25			2	5	2			
	customer				9	9	9			consult
Housing										
	Stainless steel 1.4404 (316L)				1					
	customer				9					consult
Diaphragm										
	Stainless steel 1.4435 (316L)				1					
	customer				9					consult
Output										
	4 ... 20 mA / 2-wire				1					
	Intrinsic safety 4 ... 20 mA / 2-wire				E					
	SIL2 4 ... 20 mA / 2-wire				1S					
	SIL2 with Intrinsic safety 4 ... 20 mA / 2-wire				ES					
	customer				9					consult
Seals										
	FKM				1					
	EPDM				3					
	customer				9					consult
Electrical connection										
	PVC-cable ¹					1				
	PUR-cable ¹					2				
	FEP-cable ¹					3				
	customer					9				consult
Accuracy										
	standard for P _N ≥ 0.4 bar	0.35 %				3				
	standard for P _N < 0.4 bar	0.5 %				5				
	option 1 for P _N ≥ 0.4 bar	0.25 %				2				
	option 2	0.1 % ²				1				
	customer					9				consult
Cable length										
	in m							9	9	9
Version										
	standard							0	0	0
	prepared for mounting ³							1	0	6
	with stainless steel pipe									consult
	cable protection with									
	stainless steel corrugated pipe							1	0	3
	with pipe length in m								9	9
	customer									consult

¹ cable with integrated air tube for atmospheric pressure reference

² not in combination with SIL

³ stainless steel pipe is not part of the supply